

# No-sew cloth masks



To help protect our communities from COVID-19, the CDC has suggested the most vulnerable populations should wear handmade cloth masks in public.

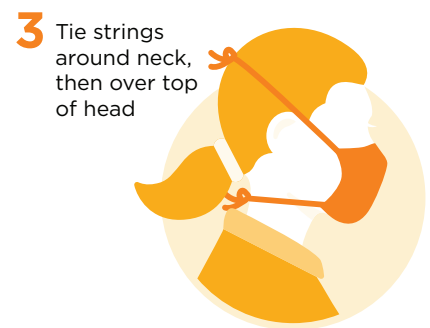
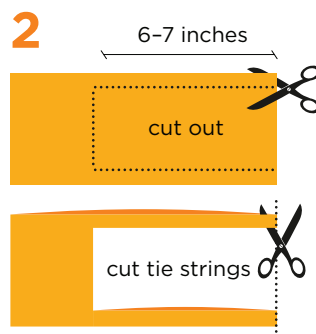
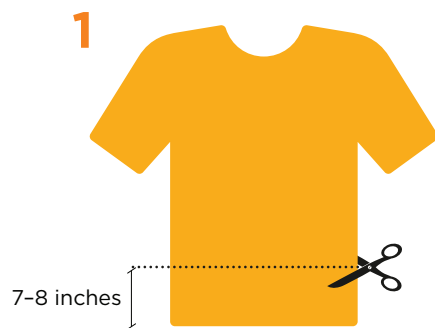
**Included are two methods for no-sew cloth masks you can make with household items.**

## 1 Quick-cut T-shirt face covering

Materials:

- T-shirt
- Scissors

Instructions:



## 2 Bandana face covering

Materials:

- Bandana (or square cotton cloth approximately 20"x20")
- Rubber bands (or hair ties)
- Scissors (if you are cutting your own cloth)

Instructions:



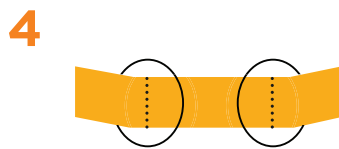
Fold bandana in half.



Fold top down.  
Fold bottom up.



Place rubber bands or hair ties about six inches apart.



Fold sides to the middle  
and tuck.

